








DSP15-5G

-  **Wireless NFC programmable**
-  **App for Android and iOS smartphones**
-  **Automatic signal adjustment in each filter (AGC)**
-  **RED Compliant**
-  **Inputs SAW filters against LTE interferences**
-  **DIN rail or wall mounting**



The multiband amplifier configuration is performed by a smartphone (Android or iOS) in a friendly and intuitive environment. A configuration can be defined and stored - even without being connected to the multiband amplifier.



MODEL		DSP15-5G
NUMBER OF INPUTS		1xFM / 1xDAB/BIII/UHF / 2xUHF
INPUTS FREQUENCY RANGE	MHz	FM (80... 108) BIII (170... 230) / DAB (170... 240) UHF (470... 694)
LTE PROTECTION		LTE 700
SINGLE CHANNEL FILTERS		32
NUMBER OF CHANNEL PER FILTERS		1 / 2 (selectable)
COMMUNICATION STANDARD		NFC (Near Field Communication)
INPUT LEVEL RANGE	dBμV	FM 35... 90 - BIII/DAB 40... 100 - UHF 45... 90
BIII/DAB/UHF INPUT PRE-AMPLIFIER	dB	OFF= 0 / ON= +16
BIII/DAB - UHF INPUTS A.C.G. RANGE	dB	40 dB
DIGITAL FILTERS SELECTIVITY	dB	35 @1MHz
FM GAIN	dB	15
BIII/DAB GAIN	dB	50
UHF GAIN	dB	50
TOTAL OUTPUT LEVEL RANGE	dBμV	85... 105
ADJUSTABLE SLOPE	dB	0... +5
MAX TOTAL OUTPUT LEVEL	dBμV	115
OUTPUT LEVEL WITH 6 MUX	dBμV	105
RETURN LOSS IN/OUT	dB	>10
AERIAL INPUTS REMOTE POWERING		12V/ 50mA
INPUT VOLTAGE	V	230V 50/60Hz
MAXIMUM CONSUMPTION	W	8
OPERATING TEMPERATURE	°C	-15... 40
DIMENSIONS	mm	135 x 91 x 45

- ① NFC antenna
- ② BIII / DAB / UHF(E21... E48) aerial input
- ③ UHF (E21... E48) aerial input
- ④ UHF (E21... E48) aerial input
- ⑤ Multi-function LED
- ⑥ Antenna input (4) FM (88... 108MHz)
- ⑦ MATV output / remote power 12...15VDC
- ⑧ 230VAC 50/60Hz Mains input

